

THORN
LIGHTING



IQ WAVE

Comfort without compromise





INTELLIGENT DESIGN, IMPRESSIVE FEATURES

Intelligent design is the foundation that makes IQ Wave the perfect choice for high quality, comfortable office lighting. Thorn's IQ Wave luminaire can now be recessed, surface mounted or suspended, creating a family of fittings. The whole range shares the same comfortable, glare-free illumination and sleek, simple look.



MORE INFORMATION
THORNLIGHTING.COM/IQWW

LIGHTING FOR THE TASK, SPACE AND FACE

**GREAT WORKPLACE LIGHTING CONSIDERS THE TASK,
SPATIAL ENVIRONMENT AND FACIAL COMMUNICATION.**



TASK

In schools and offices tasks typically involve looking at screens, keyboards, books, paper, boards and phones. These practical, repetitive activities are performed day in, day out. EN12464 specifies 500 lux for desk based tasks in offices, 300 lux for schools, filing and administration.



SPACE

Room surfaces, colours and artwork often help shape the space. Uniformity and wall lighting is important for comfort with EN12464 standards specifying 500 lux with > 0.6 uniformity for the task, with 300 lux to the immediate surroundings and 200 lux just beyond that. The standards also specify 50 lux with 0.1 uniformity on the walls and 30 lux with 0.1 uniformity on the ceiling.



FACE

Face is about enabling communication – whether that's face to face or face to camera. Soft lighting with good cylindrical illuminance and facial modelling is important for avoiding shadowing so we can read colleagues' body language correctly. EN12464 standards specify 150 lux cylindrical illuminance (at head height, which may vary from 1.2m to 1.8m) and a modelling index between 0.3 and 0.6.




Glare control for the modern workplace

Lighting which is too dim, too bright, poorly distributed or flickering can cause health problems including eyestrain, headaches, dry eyes and blurred vision. Today's schools and offices are filled with glossy devices, connected via video conferencing and operational for increasingly long hours. Taking into consideration these characteristics along with the often copious amounts of natural daylight, IQ Wave offers advanced glare and lighting control for comfort and productivity.



Unique MV-Tech optic

Designed by Thorn's expert optical team, IQ Wave features our unique MV-Tech light optic. The M represents the shape of the light, emitted upwards from the central optic, and bouncing back down and through the diffuser to create great task lighting. The V represents the light which has been widely dispersed outwards from the centre to create a soft lit appearance and great lighting for faces and spaces.



To our installers

Delivered pre-assembled, IQ Wave is easy to install since there's no need to open the luminaire which also protects the components. Elongated suspension holes allow easy adjustment of the luminaire. Additionally, all surface and suspended luminaires can be configured as through-wired (TW) versions which makes them ready for continuous run installation. By using the „connection kit“ accessory luminaires can be connected and installed together. For the recessed version, IQ Wave's red flag pull up kit provides a quick 4-step installation process with no need to remove the optics.

DISCOVER IQ WAVE

**MANAGING LIGHTING COMFORT
IN SCHOOLS AND OFFICES WITH
INTELLIGENTLY DESIGNED OPTICS,
CONTROLS AND INSTALLATION.**

EASY ADJUST

Elongated suspension holes for
easy adjustment of the luminaire.

**IQ WAVE
RECESSED**



RED FLAG PULL UP KIT

Thorn's red flag pull up kit ensures there is no need to touch or remove the optics.

EXCELLENT GLARE CONTROL

Through the primary and secondary optic, IQ Wave achieves the required UGR 19, according to EN12464.



TMENT
es allow
minaire.



**IQ WAVE
SUSPENDED**

HIGH PRECISION OPTIC

IQ Wave's MV-Tech optic not only improves the appearance of the luminaire by eliminating visible LED dots, it also makes the space more comfortable.



INTELLIGENT LIGHTING CONTROLS

As no two spaces are the same, IQ Wave offers controls which adapt to your needs.



PRESENCE DETECTION

With the MWS Microwave Sensor for presence detection IQ Wave delivers up to 40% of energy savings.



PRESENCE DETECTION AND DAYLIGHT DIMMING

With the HFSX Dual Sensor, IQ Wave delivers up to 70 % energy savings.



WIRELESS COMMUNICATION

With BasicDIM wireless, IQ Wave delivers an easy refurbishment solution via bluetooth, controllable with an App or wall switch.

TECHNICAL DATA



 <p>SURFACE & SUSPENDED: 2600LM / 4250LM / 4900LM / 6700LM; RECESSED: 3100 / 4100LM</p>	 <p>UP TO 121 LM/W</p>	 <p>3000 K 4000 K 6500 K (ONLY FOR RECESSED)</p>	 <p>IK05</p>	 <p>50 000 HOURS L90@TA 25°C</p>	 <p>UGR<19 & L65 <3000CD/M²</p>
 <p>FIXED OUTPUT, DALI DIMMABLE, HFSX (DUAL SENSOR), MWS (MICROWAVE SENSOR), BASICDIM WIRELESS, CORRIDOR FUNCTION & DAYLIGHT HARVESTING</p>	 <p>CRI 80</p>	 <p>E3, E3D</p>	 <p>MADE IN UK</p>	 <p>SUSPENDED D/ID 75/25 & D/ID 40/60 SURFACE D/ID 90/10 STANDARD & ASYMMETRICAL</p>	 <p>IP20 /IP44 RECESSED IP20 SUSPENDED IP40 SURFACE</p>

APPLICATIONS



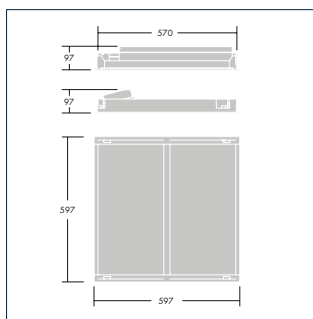
MATERIAL

Body, diffuser, frame and endcaps in polycarbonate finished in white (close to RAL 9016). Gear tray, housing in pre coated white steel.

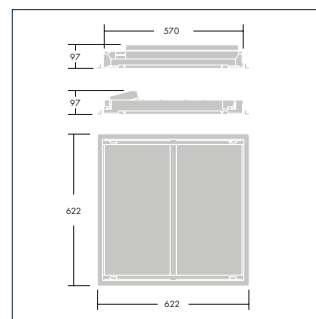
ACCESSORIES

- basicDIM Programmer
- Wall mounting bracket
- Connection kit for continuous runs
- Infill to close gaps in continuous runs
- Ceiling rose
- Remote control IR6
- Red flag pull up kit
- Frame for M625

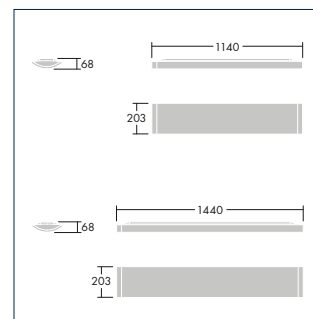
DIMENSIONS



IQ Wave recessed
M600



IQ Wave recessed
M625



IQ Wave surface mounted
and suspended



As a globally leading luminaire manufacturer, Thorn Lighting provides a five-year warranty for its complete product range within all European Countries.
thornlighting.com/guarantee

Thorn Lighting is constantly developing and improving its products. All descriptions, illustrations, drawings and specifications in this publication present only general particulars and shall not form part of any contract. The right is reserved to change specifications without prior notification or public announcement. All goods supplied by the company are supplied subject to the company's General Conditions of Sale, a copy of which is available on request. All measurements are in millimetres and weights in kilograms unless otherwise stated.
01/2022 (INT)

**WE
MAKE
LIGHT
WORK**