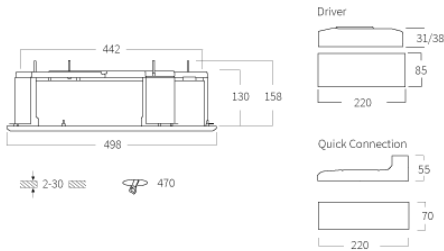

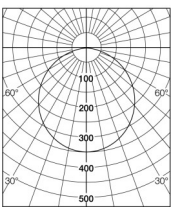


## Art.no. 24303-20000

EAN 7316910636653



**A recessed luminaire in a Robust IK 10 design. High level of efficiency and light comfort. Bevelled outer edge that provides a soft luminance transition to the ceiling. Front ring fastened with a safety screw to prevent access and disassembly.**

**Installation** Recessed installation in suspended ceilings. Unventilated or ventilated ceilings. Stable mounting system included. When installing in soft tile ceilings, mounting plates must be used, see accessories. The ballast housing is separate for flexible and quick installation.

Do not cover with insulation. For detailed information, see the installation instructions.

**Connection** Connection in separate ballast box. Snap-in terminal block 3x1,5 mm<sup>2</sup> (x2), through-wiring possible. 5x1,5 mm<sup>2</sup> (x2) when dimming. Can also be supplied with mains cable and earthed plug or chassis mounted snap-in connector. The luminaire housing and driver are connected via a Quick Connection System.

**Design** Luminaire in white (RAL 9016) structured finish. Luminaire housing of enamelled deep drawn aluminium. Stable front ring in painted sheet steel in white (RAL 9016) structured finish. The front ring is attached with security screws to prevent access and disassembly.

**Louvre** *Opal* - opal louvre shutters made from impact resistant polycarbonate (PC)

**Miscellaneous** Robust luminaire in an IK 10 design. Luminaires with Tunable White (2700 – 6500 K) are equipped with the DALI Device type 8 driver. Luminaires with Tunable White in combination with Amber come with two separate drivers. CLO (Constant Light Output) means that the luminaire provides the same amount of light for the duration of its specified burn time. Luminaire body Class III.

The supplied driver must be connected to protective earth.

**The articles listed below are examples.**

**Use Fagerhult Configure to adapt and optimise your own version of Pozzo Robust by selecting CRI, colour temperatures, luminous flux, accessories, etc.**

## Pozzo Robust

Direct, DALI/Phase-pulse

### DESIGN

**Light distribution** Direct **Louvre** Opal  
**Colour** White

### LIGHT DATA & PERFORMANCE

**Lumen output** 2199 **CLO function active** Yes  
**lm/W** 125 **CCT, K** 4000  
**CRI** 80 **SDCM** 3  
**Lumen maintenance 50 000 h** L93 **Lumen maintenance 75 000 h** L90  
**Lumen maintenance 100 000 h** L86 **LED driver, h/max failure %** 100000/10  
**Energy class, LED module** C

### CONTROLS & CONNECTIVITY

**Light control** DALI/Phase-pulse **Driver brand** Tridonic  
**No of Dali Addresses** 1 **DALI Device type driver** 6  
**Power on last level** Yes **Corridor function** Yes  
**Switch control, max no.** 25 **AM** Yes

### ELECTRICITY & ENCLOSURE

**Rated supply voltage, V** 220-240 **Mains frequency, Hz** 0, 50, 60  
**Protective class** 1 **IP rating** 44  
**IP rating (above suspended ceilings)** 20 **IK rating** 10  
**System Wattage** 18 **Stand by W** 0.15  
**Min. ambient temperature, °C** -25 **Max. ambient temperature, °C** 25  
**MCB B10A, pcs** 19 **MCB B16A** 31  
**MCB C10A** 31 **MCB C16A** 51  
**THD, %** 16 **Surge protection CM, kV/kA** 2  
**Surge protection DM, kV/kA** 1 **Power factor, 100 %** 0.89

### DIMENSIONS

**Length, mm** 510 **Width, mm** 510  
**Height, mm** 158 **Diameter, mm** 498  
**Weight, kg** 4.1