

DRIFT



www.unilamp.co.th/en/p/drift

■ GENERAL WALL LIGHT



Square in shape **DRIFT** wall and ceiling lights have a rugged aluminium structure and impact resistant polycarbonate diffuser. The LED module is available with built-in microwave motion sensor and hi-low light function. The color temperature is 3000K or 4000K with choice of Dali option. The high protection rating of IP65 and IK09 allows DRIFT to be installed in the harshest outdoor environments. With the diffused light distribution, it provides good low glare general lighting to private and public areas. The front cover is available in various designs; moreover, DRIFT is available with the choice of six different colors.



Specification

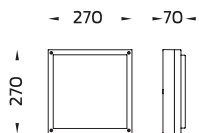
- Designed, Manufactured and tested according to IEC 60598.
- LM6 Die Cast Aluminium body.
- Stainless steel screws.
- Nano Ceramic surface conversion.
- Double layer coating.
- Polycarbonate diffuser.
- Post-cured silicone gasket.
- High quality LED module and driver. Replaceable for future upgrade.
- Optional with motion detector [Microwave Sensor].
- Push-in connector for easy installation.
- Installation work has to be carried out according to the enclosed product manual.

Available Color

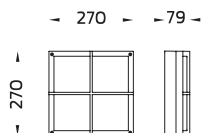
Black	[replace the last 2 digits of ordering code with 01]
Graphite	[replace the last 2 digits of ordering code with 02]
Dark Grey	[replace the last 2 digits of ordering code with 03]
Aluminium Silver	[replace the last 2 digits of ordering code with 04]
White	[replace the last 2 digits of ordering code with 06]
Wooden Brown	[replace the last 2 digits of ordering code with 07]

DRIFT

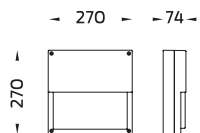
Mini Flat DRIFT



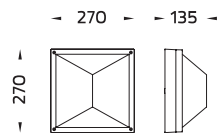
Mini Cross DRIFT



Mini Half DRIFT



Mini Roof DRIFT



Mini DRIFT

GENERAL WALL LIGHT

Mini Flat DRIFT / 7024

Mini Cross DRIFT / 7033

Mini Half DRIFT / 7035

Mini Roof DRIFT / 7039

Luminaire Performance

250 - 560 lm

12 - 15 W

18 - 43 lm/W

Beam Options



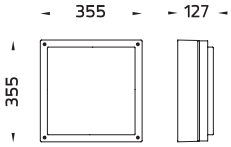
Color Temperature

3000K/ 4000K

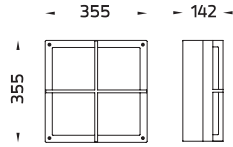
Controller

On-Off/ Motion Sensor/ DALI

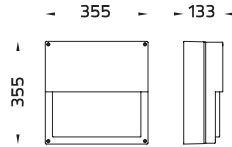
Maxi Flat DRIFT



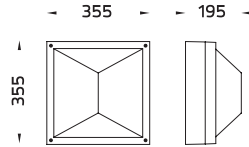

Maxi Cross DRIFT



Maxi Half DRIFT



Maxi Roof DRIFT



Maxi DRIFT

GENERAL WALL LIGHT

Maxi Flat DRIFT / 7032
 Maxi Cross DRIFT / 7034
 Maxi Half DRIFT / 7036
 Maxi Roof DRIFT / 7040

Luminaire Performance

830 - 1860 lm
 23 - 26 W
 36 - 74 lm/W

Beam Options



Color Temperature

3000K/ 4000K

Controller

On-Off/ Motion Sensor/ DALI