


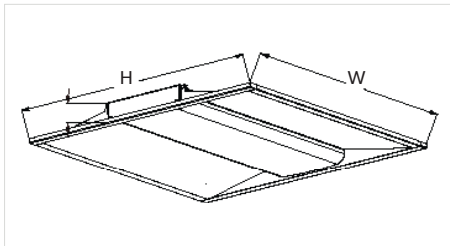
EH-VS DAWN



Recessed LED indirect lighting, designed for suspended ceiling, according to leading international standards and requirements. DAWN by EH-VS delivers uniform light distribution ideal for the workplace. The body includes a Vossloh-Schwabe driver with advanced technological characteristics, a wide and diffused PC surface illuminated with PMMA lenses, and an aluminum reflector which disperses light evenly. The fixture also features a switch which allows selection of light color (3000K / 3500K / 4000K) to the user's preference. The fixture's body includes an advanced Vossloh-Schwabe LED driver with DIP SWITCH selector allowing power adjustments in the 33W-41W range.

For installation in offices, shops, educational institutions, clinics and hospitals, public facilities and more.

Technical specifications:



Material: Electrostatic Coated Metal, White Reflector. PMMA Lenses.

Diffuser: Opal

Body Color: ○

Power: Adj. Power 33W-41W

Ingress Protection Rating: IP54/IP20

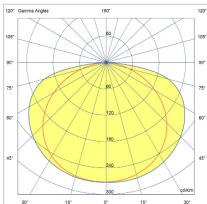
CCT: Adj. CCT 3000K / 3500K / 4000K

Mounting Type: Recessed.

Power (W)	CCT	Length×Width×Height (mm)	Diffuser	Luminaire's Lumen Output (lm)
36	3000K	595×595×54	opal	4,960
36	4000K	595×595×54	opal	4,248
36	3000K	1195×295×54	opal	3,924
36	4000K	1195×295×54	opal	4,212

* Data shown is for a few of the available models. The luminaires are available in different colour temperatures, optics, lumen outputs and power. ** Tolerance: +-10%.

Photometric Curves:



220-240V
50-60 Hz

PF>95%

ta=-40°

IP20
IP54

RG0

CRI>90

L80≥
60,000
Hours

LM80

CB

